



Jacob Holm & Sønner Holding A/S

Q1 2017

Jacob Holm[®]

MAGIC MEETS FABRIC



IMPORTANT NOTICE

This document (the "Presentation") has been produced by Jacob Holm & Sønner Holding A/S ("JHSH", or the "Issuer"), Jacob Holm & Sons AG ("the Parent") and its subsidiaries (together the "Group" or the "Company") solely for use as an interim update on the unaudited financial performance of the Company and may not be reproduced or redistributed, in whole or in part, to any other person.

No representation or warranty (express or implied) is made as to the accuracy or completeness of any information contained herein, and it should not be relied upon as such. None of the Company or the Arranger or any of their parent or subsidiary undertakings or any such person's officers or employees accepts any liability whatsoever arising directly or indirectly from the use of this Presentation. An investment in the Company involves risk, and several factors could cause the actual results, performance or achievements that may be expressed or implied by statements and information in this Presentation as set out in the investor presentation dated March 2017 related to the bonds issue with ISIN NO 001 0788920 (the "Bonds"). By reviewing this Presentation you acknowledge that you will be solely responsible for your own assessment of the market, the Bonds and the market position of the Company and that you will conduct your own analysis and be solely responsible for forming your own view of the potential future performance of the Company's business and the Bonds.

The information contained herein is as of the date hereof and subject to change, completion or amendment without notice. There may have been changes affecting the Company or its affiliated companies subsequent to the date of this Presentation. Neither the issue nor delivery of this Presentation shall under any circumstance create any implication that the information contained herein is correct as at any time subsequent to the date hereof or that the affairs of the Group has not since changed, and the Group does not intend, and does not assume any obligation, to update or correct any information included in this Presentation unless required to do so under applicable law.

The contents of this Presentation shall not be construed as legal, business or tax advice. Each reader of this Presentation should consult its own legal, business or tax advisor as to legal, business or tax advice. If you are in any doubt about the contents of this Presentation, you should consult your stockbroker, bank manager, lawyer, accountant or other professional adviser.

This Presentation is produced and distributed for the eyes of present and potential owners of the Bonds only. The distribution of this Presentation may in certain jurisdictions be restricted by law. Persons in possession of this Presentation are required to inform themselves about, and to observe, any such restrictions. This Presentation does not constitute an offer of, or a solicitation of an offer, to purchase any of the Bonds in any jurisdiction or in any circumstances in which such offer or solicitation would be unlawful.

This Presentation will only be directly communicated to persons who have professional experience, knowledge and expertise in matters relating to investments and are "investment professionals" for the purposes of article 19(5) of the Financial Services and Markets Act 2000 (Financial Promotion) Order 2005 and only in circumstances where, in accordance with section 86(1) of the Financial and Services Markets Act 2000 ("FSMA") the requirement to provide an approved prospectus in accordance with the requirement under section 85 FSMA does not apply.

Neither the Company nor the Arranger have authorized any offer to the public of securities, or has undertaken or plans to undertake any action to make an offer of securities to the public requiring the publication of an offering prospectus, in any member state of the European Economic Area which has implemented the EU Prospectus Directive 2003/71/EC, other than as specifically addressed in this Presentation and ancillary offer documentation.

This Presentation contains information obtained from third parties. Such information has been accurately reproduced and, as far as the Company is aware and able to ascertain from the information published by that third party, no facts have been omitted that would render the reproduced information to be inaccurate or misleading. This Presentation is for information purposes only and does not in itself constitute an offer to sell or a solicitation of an offer to buy any of the securities described herein. This Presentation includes and is based, inter alia, on forward-looking information and statements that are subject to risks and uncertainties that could cause actual results to differ. Such forward-looking information and statements are based on current expectations, estimates and projections about global economic conditions, the economic conditions of the regions and industries that are major markets for the Group. These expectations, estimates and projections are generally identifiable by statements containing words such as "expects", "believes", "estimates" or similar expressions. Important factors that could cause actual results to differ materially from those expectations include, among others, economic and market conditions in the geographic areas and industries that are or will be major markets for the Group's businesses, oil prices, market acceptance of new products and services, changes in governmental regulations, interest rates, fluctuations in currency exchange rates and such other factors as may be discussed from time to time. Although the Company believes that its expectations and the information in this Presentation were based upon reasonable assumptions at the time when they were made, it can give no assurance that those expectations will be achieved or that the actual results will be as set out in this Presentation. Neither the Company nor the Arranger undertakes any obligation to publicly update or revise any forward-looking information or statements in the Presentation.

This Presentation is subject to and shall be construed in accordance with Norwegian law, and any dispute arising in respect of this Presentation is subject to the exclusive jurisdiction of Norwegian courts.

QUARTERLY HIGHLIGHTS

Successful refinancing of SEK bonds



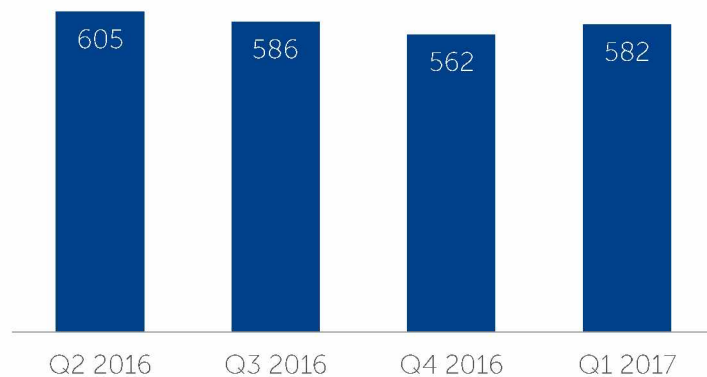
Comments

- Refinancing of the SEK bonds at the end of Q1 2017 impacted the balance sheet and cash flow statement as the SEK bonds were redeemed only in Q2 2017. New bonds will be listed on Oslo Stock Exchange within 9 months
- The Group launched its new market presence at the global nonwovens exhibition and also conducted high volume of trials for new product launches
- Topline up 3.5% vs previous quarters, but unfavorable product mix and production performance as well as the continued tight competitive situation in Consumer Wipes in North America as key drivers for low operating margins

PROFIT & LOSS HIGHLIGHTS

Operating margin impacted by lower Consumer Wipes market prices

Revenue (in DKK million)



EBITDA & EBITDA margin⁽¹⁾ (in DKK million)



Net finance charges (in DKK million)



Comments

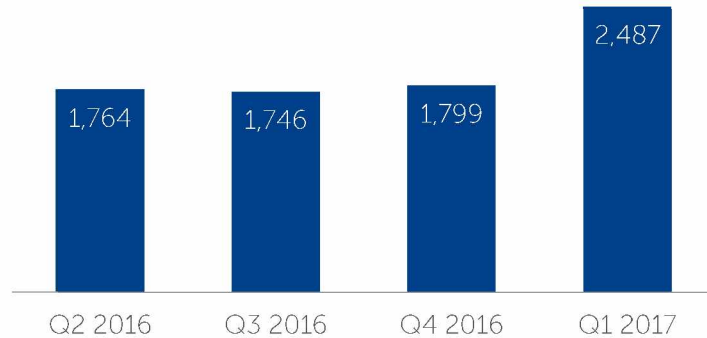
- Topline with headwinds, especially in Consumer Wipes in North America
- Operating margins impacted by unfavourable product mix and lower operational performance, among others due to unplanned downtimes and trial activities
- The consolidated EBITDA on Parent company level accounted for DKK 40 million in Q1 2017

BALANCE SHEET HIGHLIGHTS

Bond refinancing with negative impact on net interest bearing debt

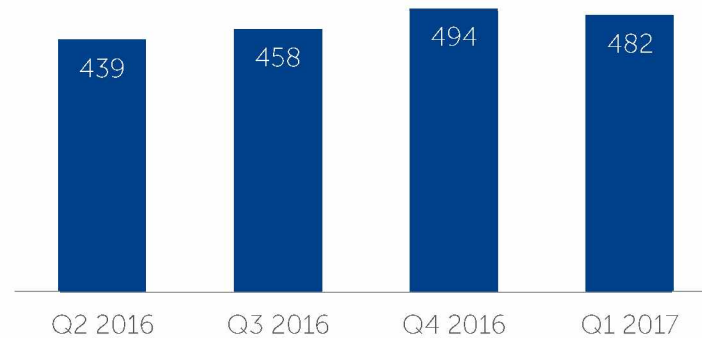
Total assets

(in DKK million)



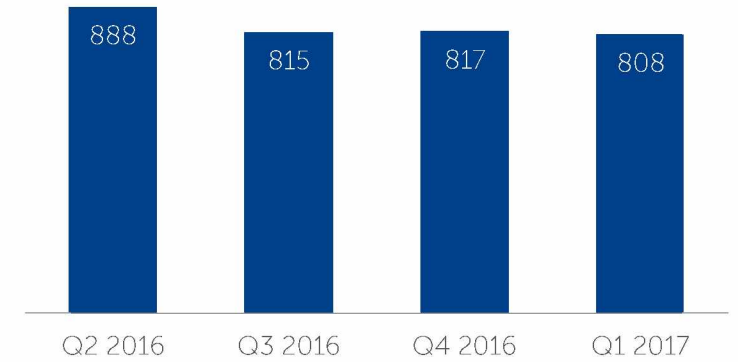
Equity

(in DKK million)



Net interest bearing debt⁽¹⁾

(in DKK million)



Comments

- New bonds inflating balance sheet as redemption of old bonds only occurred on 25 April 2017
- Bond refinancing also with negative impact on NIBD due to financing costs which were partly paid in Q1 2017. Call premium will be reflected in Q2 2017 financial statements
- Equity slightly lower due to negative net result and FX rates
- The Group's normalized⁽²⁾ leverage ratio at the end of Q1 2017 was approx. 3.9x

BALANCE SHEET HIGHLIGHTS

Interest bearing liabilities breakdown and maturity profile as of 31 March 2017

Interest bearing liabilities	2017	2018	2019	After	Total
DKK 1,000	unaudited	unaudited	unaudited	unaudited	unaudited
Bond	507 000	0	0	744,000	1,251,000
Credit institutions	43,145	53,387	182,156	0	278,688
Financing costs	-9,274	-1,947	-1,624	-2,675	-15,520
	540,871	51,440	180,532	741,325	1,514,168

Comments

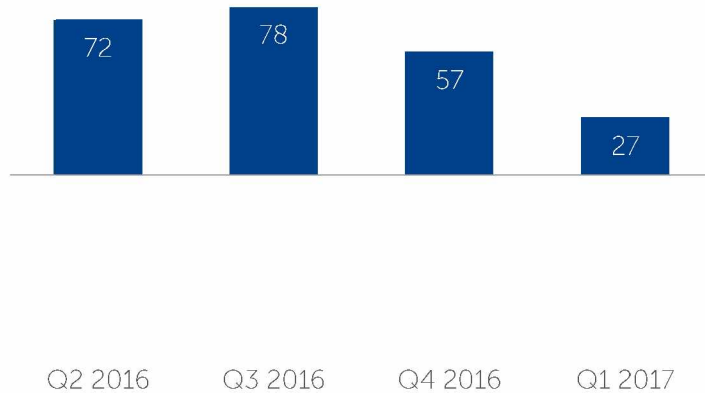
- Includes called SEK bonds which were redeemed in April 2017 and newly issued EUR bonds with nominal value of EUR 100 million and maturity in 2022

CASH FLOW HIGHLIGHTS

Timing difference of new bond settlement and old bond redemption

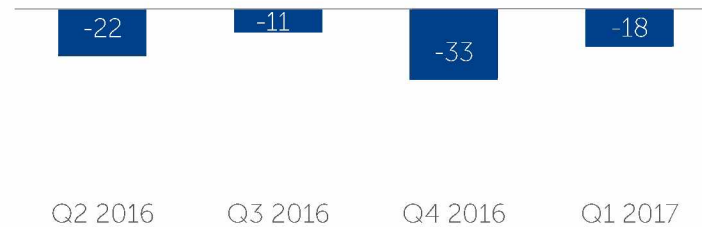
Cash flow from operations

(in DKK million)



Cash flow from investing

(in DKK million)



Cash flow from financing

(in DKK million)



Comments

- Cash flow from operations lower than previous quarters mainly due to lower operating result
- Refinancing of bond on 31 March 2017 adding (restricted) cash to balance sheet. Redemption of 2014 bonds only occurred on 25 April 2017

GET IN TOUCH!

www.jacob-holm.com

Investors

Jacob Holm & Sønner Holding A/S

+45 59 27 59 00

investors@jacob-holm.com

Investors mailing list

By forwarding an e-mail to investors@jacob-holm.com you signify your consent to have your e-mail address added to the Jacob Holm Bond Investors mailing list. We will use information on this mailing list only to contact you periodically with bond investor-related information. We will not sell, rent, swap or otherwise disclose information on this mailing list to any third party. If you wish to be removed from the mailing list, you may do so at any time by contacting us at investors@jacob-holm.com.

Jacob Holm[®] 
MAGIC MEETS FABRIC